

TitaniumDioxide Coated Silica NanospringsTM 1/4

MATERIAL DATA SHEET	
PHYSICAL INFORMATION	
MATERIAL:	TitaniumDioxide coated silica Nanosprings TM
COLOR:	White
COMPOSITION:	Conformal coating on SiO ₂ nanosprings TM . Nanosprings TM are form of multiple springs attached to a substrate
STRUCTURE:	Crystalline on amorphous silica nanosprings TM .
NANOSPRING TM MASS:	0.5±0.085 mg/cm ²
COATING MASS:	0.48±0.05 mg/cm ²
TOTAL MASS:	0.98±0.1 mg/cm ²
WIRE DIAMETER:	163±49.6 nm
COIL DIAMETER:	254±60.8 nm
COIL PITCH:	277±100.3 nm
CRYSTAL SIZE:	32.6±8.6 × 36.7±8.1 nm
NANOPARTICLE SIZE:	NA
MELTING POINT:	1000°C
MAXIMUM TEMPERATURE:	Substrate dependent, if below melting point.
SUBSTRATE:	Al foils, SST, glass, glass frits, Si wafers, cordierite, fiberglass cloth

CHARACTERIZATION

fe-SEM




Figure 1: fe-SEM image of TiO₂ coated NanospringsTM

TitaniumDioxide Coated Silica NanospringsTM 2/4




Figure 2: fe-SEM image of TiO_2 coated NanospringsTM

TEM


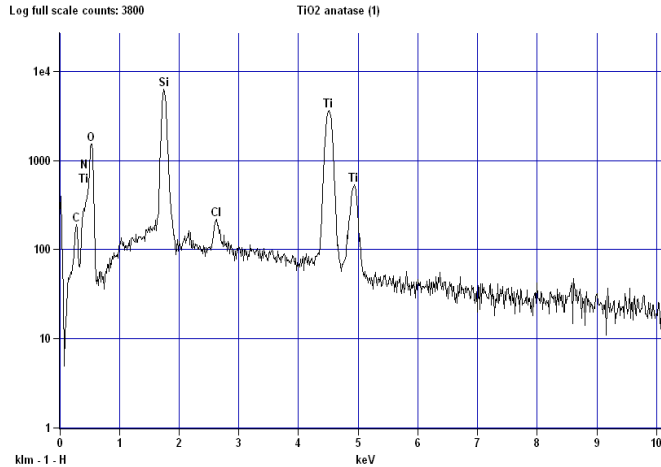


Figure 3: TEM image of TiO_2 coated NanospringsTM

TitaniumDioxide Coated Silica NanospringsTM 3/4
Elemental Analysis

fe-SEM-EDS



Element Line	Net Counts	Net Counts Error	Weight %	Weight % Error	Atom %	Atom % Error
C K	718	+/- 52	3.03	+/- 0.22	5.99	+/- 0.43
N K	0	+/- 89	0.00	---	0.00	+/- 0.00
O K	8952	+/- 113	38.23	+/- 0.48	56.87	+/- 0.72
Si K	55383	+/- 303	22.43	+/- 0.12	19.01	+/- 0.10
Cl K	1163	+/- 69	0.53	+/- 0.03	0.36	+/- 0.02
Ti K	49819	+/- 333	35.78	+/- 0.24	17.77	+/- 0.12
Total			100.00		100.00	

Figure 4: fe-SEM EDS of TiO₂ coated NanospringsTM

XRD

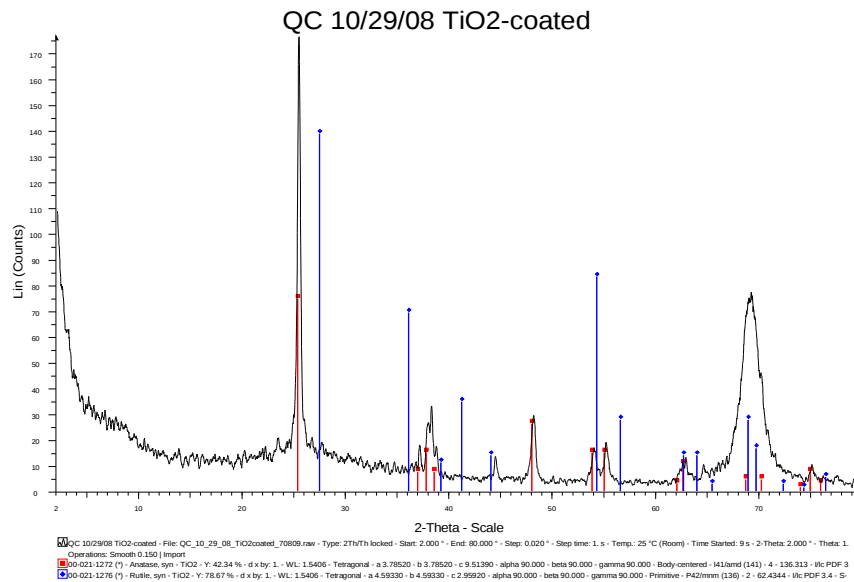


Figure 5: XRD of TiO₂ coated NanospringsTM

TitaniumDioxide Coated Silica NanospringsTM 4/4
Chemical Analysis

XPS

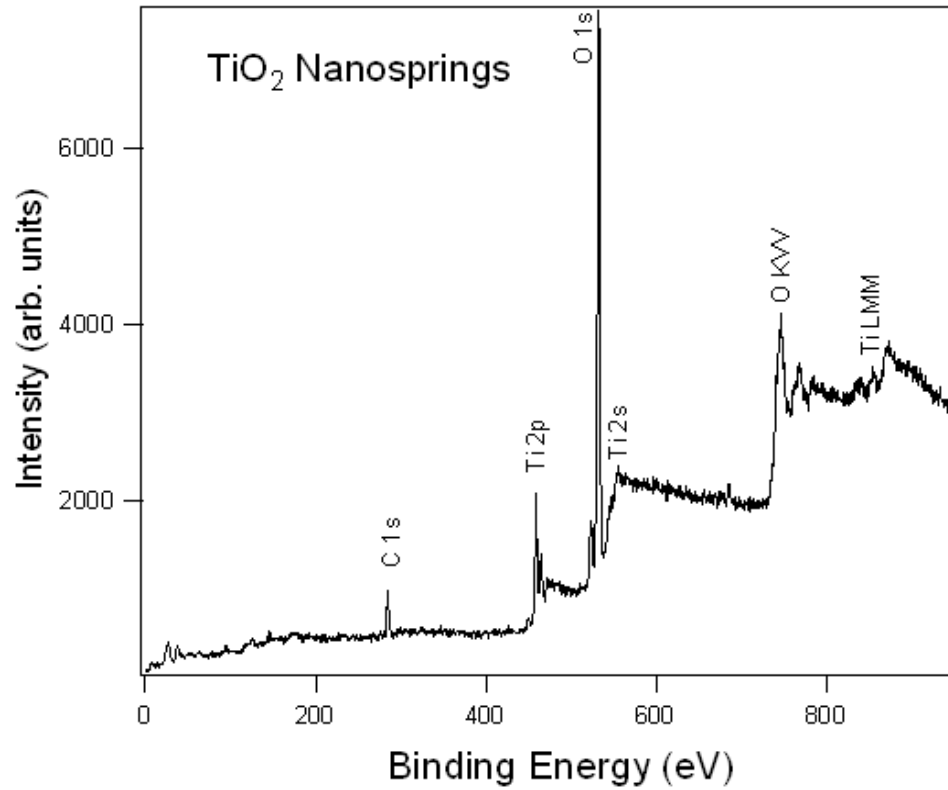


Figure 6: XPS of TiO₂ coated NanospringsTM